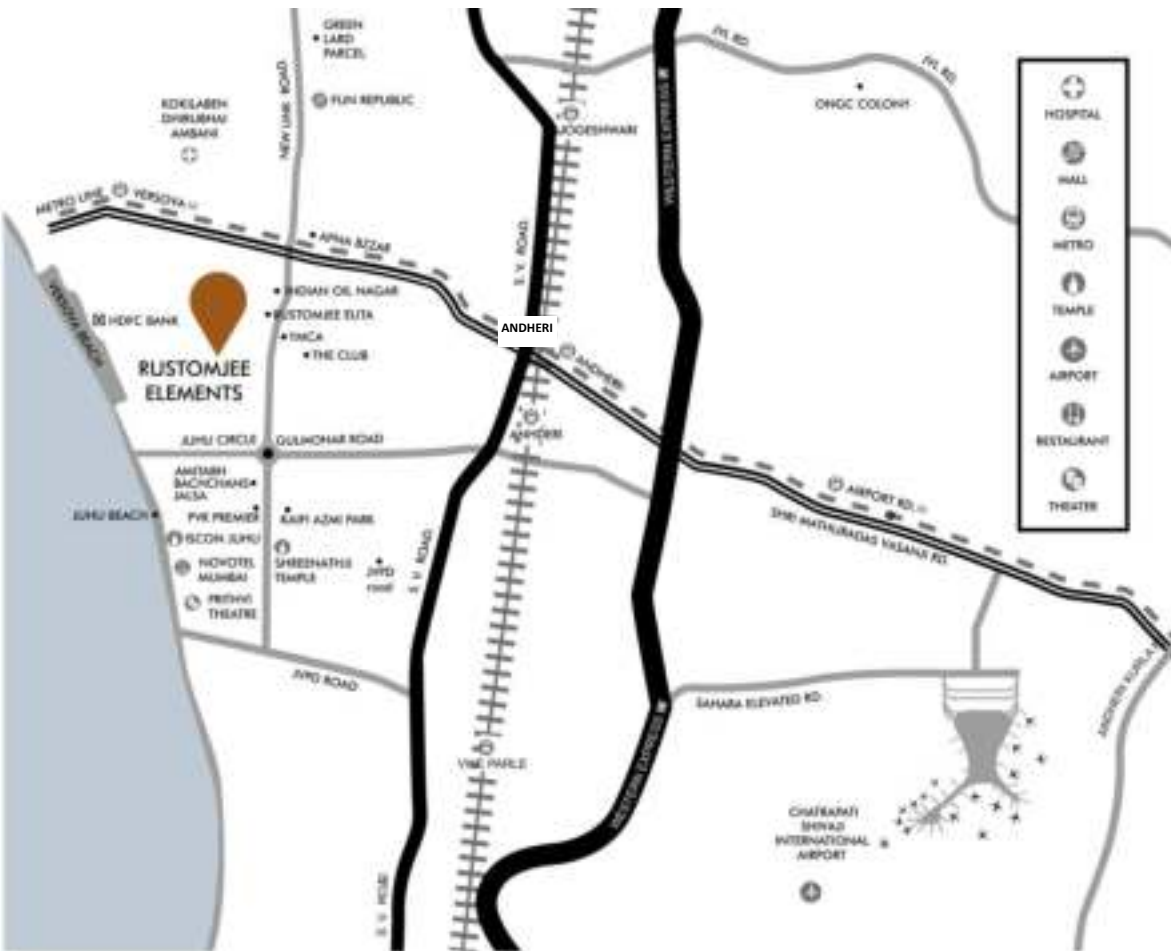


**Kustomjee®**  
**ELEMENTS**  
OFF JUHU CIRCLE



EVIDENTLY,  
EVEN THE LOCATION IS  
A LUXURY OUT HERE.

- 2.7 KMS FROM WESTERN EXPRESS HIGHWAY
- 4.8 KMS FROM INTERNATIONAL AIRPORT
- 9.8 KMS FROM BANDRA WORLI SEA LINK
- 6.4 KM FROM SANTACRUZ CHEMBUR LINK RD

IT'S THOUGHTFUL. IT'S **Rustomjee®**

# RUSTOMJEE ELEMENTS

- The only Gated Community Off Juhu Circle spread across 3 acres
- Like minded gentry that comprises the Industry's Elite
- Only 2 residences per floor with option to combine
- Array of 26 amenities spread across 92,000 Sq. Ft.
- Over 190 trees bring alive the tropical landscape designed by Site Concepts International from Singapore
- Infinity Edge Swimming Pool with temperature control



ACTUAL IMAGE









ACTUAL IMAGE

# FOUNTAIN

IT'S THOUGHTFUL. IT'S **Rustomjee**





ACTUAL IMAGE

# FITNESS CENTRE

IT'S THOUGHTFUL. IT'S **Rustomjee**



# INDOOR GAMES ROOM

IT'S THOUGHTFUL. IT'S **Rustomjee**





# BANQUET HALL

IT'S THOUGHTFUL. IT'S **Rustomjee**®



# ROOFTOP LOUNGE

IT'S THOUGHTFUL. IT'S **Rustomjee®**









# READY AMENITIES

LIST OF OUTDOOR PODIUM FACILITIES - SPREAD ACROSS 40,000 SQ. FT.

	FOUNTAIN		SENIORS' PAVILION		MULTI-GAMES COURT (FUTSAL & TENNIS)
	READING LOUNGE*		TREE HOUSE		CENTRAL GREEN PLAZA
	REFLEXOLOGY PATH		WALK-WAY		MEETING AREA LOUNGE*

LIST OF ROOFTOP AMENITIES - SPREAD ACROSS 37,000 SQ. FT.

	PARTY DECK		SKY DECK		MINI BAR SPACE
	SEATING DECK		COFFEE DECK		BBQ POD

\*PART OF LANDSCAPE FEATURES

LIST OF INDOOR CLUBHOUSE FACILITIES - SPREAD ACROSS 15,000 SQ. FT.



INDOOR GAMES  
ROOM



FULLY EQUIPPED  
FITNESS CENTRE

LIST OF INDOOR CLUBHOUSE FACILITIES - SPREAD ACROSS 15,000 SQ. FT.



SPA



TODDLER'S PLAY ZONE

\*PART OF LANDSCAPE FEATURES

IT'S THOUGHTFUL. IT'S **Rustomjee**<sup>®</sup>



## SOON-TO-BE COMPLETED AMENITIES

LIST OF OUTDOOR PODIUM FACILITIES - SPREAD ACROSS 40,000 SQ. FT.



HAMMOCK

LIST OF ROOFTOP AMENITIES - SPREAD ACROSS 37,000 SQ. FT.



INFINITY EDGE POOL

LIST OF INDOOR CLUBHOUSE FACILITIES - SPREAD ACROSS 15,000 SQ. FT.



PREVIEW THEATRE



BANQUET HALL



BUSINESS CENTRE\*\*

Would you rather live  
in a residence  
designed by  
Jimmy Mistry,  
Sussanne Khan or  
Simone Arora?

Talk about tough decisions.



**ELEMENTS**  
OFF JUHU CIRCLE

IT'S THOUGHTFUL. IT'S **Rustomjee**





ACTUAL IMAGE





